

Statement Showing Shareholding Pattern

Name of the Company: SUPER SALES INDIA LIMITED

Scrip Code: 512527

Name of the Scrip : Super Sales India Limited

Class of Security : Equity Shares

Quarter ended: 30th September 2015

(a) statement showing shareholding pattern under clause 35 of the Listing agreement

Partly Paid up Shares:-	No of partly Paid up	As a % of total no. of partly	As a % of total no. of
	Shares	paid up shares	shares of the company
Held by Promoter & Promoter Group	Nil	Nil	Nil
Held by Public	Nil	Nil	Nil
Total	Nil	Nil	Nil
Outstanding convertible securities:-	No. of Outstanding	As a % of total no of	As a % of total no. of
	securities	Outstanding convertible securities	shares of the company, assuming full conversion of the convertible securities
Held by Promoter & Promoter Group	Nil	Nil	Nil
Held by Public	Nil	Nil	Nil
Total	Nil	Nil	Nil
Warrants:-	No of Warrants	As a % of total No. of	As a % of total no of
		warrants	shares of the Company
Held by Promoter & Promoter Group	Nil	Nil	Nil
Held by Public	Nil	Nil	Nil
Total	Nil	Nil	Nil
Total paid up capital of the company assuming full conversion of warrants and convertible securities	3,071,500	-	-


...2



:2:

Category	Category of shareholder	Number of shareholders	Total No. of Shares	No. of shares held in demat Form	Total of shareholding as a percentage of total number of shares		Shares pledged or otherwise encumbered	
					as a % of (A+B)	as a % of (A+B+C)	No. of shares	%
<b>A</b>	<b>Shareholding of Promoter and Promoter Group</b>							
	<b>1 Indian</b>							
(a)	Individual / HUF	7	400288	400288	13.03	13.03	Nil	Nil
(b)	Central Govt/State Govt(s)	Nil	Nil	Nil	Nil	Nil	Nil	Nil
(c)	Bodies Corporate	6	1076912	1076912	35.06	35.06	Nil	Nil
(d)	Financial Institutions/Banks	Nil	Nil	Nil	Nil	Nil	Nil	Nil
(e)	Any other (Specify)	Nil	Nil	Nil	Nil	Nil	Nil	Nil
	<b>Sub - Total (A) (1)</b>	<b>13</b>	<b>1477200</b>	<b>1477200</b>	<b>48.09</b>	<b>48.09</b>	<b>Nil</b>	<b>Nil</b>
	<b>2 Foreign</b>							
(a)	Individual (NRI/ Foreign)	Nil	Nil	Nil	Nil	Nil	Nil	Nil
(b)	Bodies Corporate	Nil	Nil	Nil	Nil	Nil	Nil	Nil
(c)	Institutions	Nil	Nil	Nil	Nil	Nil	Nil	Nil
(d)	Qualified Foreign Investor	Nil	Nil	Nil	Nil	Nil	Nil	Nil
(e)	Any other (Specify)	Nil	Nil	Nil	Nil	Nil	Nil	Nil
	<b>Sub - Total (A) (2)</b>	<b>Nil</b>	<b>Nil</b>	<b>Nil</b>	<b>Nil</b>	<b>Nil</b>	<b>Nil</b>	<b>Nil</b>
	<b>Total share holding of Promoter and Promoter Group (A)= (A)(1)+(A)(2)</b>	<b>13</b>	<b>1477200</b>	<b>1477200</b>	<b>48.09</b>	<b>48.09</b>	<b>Nil</b>	<b>Nil</b>
<b>B</b>	<b>Public Shareholding</b>							
	<b>1 Institutions</b>							
(a)	Mutual Funds/UTI	2	500	Nil	0.016	0.016	NA	NA
(b)	Financial Institution/Banks	1	103	Nil	0.003	0.003	NA	NA
(c)	Central Govt/State Govt(s)	Nil	Nil	Nil	Nil	Nil	NA	NA
(d)	Venture Capital Funds	Nil	Nil	Nil	Nil	Nil	NA	NA
(e)	Insurance Companies	Nil	Nil	Nil	Nil	Nil	NA	NA
(f)	Foreign Institutional Investors	Nil	Nil	Nil	Nil	Nil	NA	NA
(g)	Foreign venture capital investors	Nil	Nil	Nil	Nil	Nil	NA	NA
(h)	Qualified Foreign Investor	Nil	Nil	Nil	Nil	Nil	NA	NA
(i)	Any other (Specify)	Nil	Nil	Nil	Nil	Nil	NA	NA
	<b>Sub - Total (B) (1)</b>	<b>3</b>	<b>603</b>	<b>0</b>	<b>0.019</b>	<b>0.019</b>	<b>NA</b>	<b>NA</b>


...3



:3:

<b>2</b>	<b>Non Institutions</b>							
(a)	Bodies Corporate	98	569263	566231	18.534	18.534	NA	NA
(b)	Individual							
	(i) Individual shareholding Nominal share capital up to Rs. 1 Lakhs	4885	883011	619162	28.749	28.749	NA	NA
	(ii) Individual shareholding Nominal share capital in excess of Rs. 1 Lakhs	4	94619	94619	3.081	3.081	NA	NA
(c)	Qualified Foreign Investor	0	Nil	Nil	Nil	Nil	NA	NA
(d)	Any other (specify)							
	Tursts	3	550	550	0.018	0.018	NA	NA
	Director and their relatives	2	1600	1600	0.052	0.052	NA	NA
	Non Resident Indians	25	16345	15956	0.532	0.532	NA	NA
	Clearing Members	17	3099	3099	0.101	0.101	NA	NA
	Hindu Undivided Families	85	25210	25210	0.821	0.821	NA	NA
	<b>Sub - Total (B) (2)</b>	<b>5119</b>	<b>1593697</b>	<b>1326427</b>	<b>51.887</b>	<b>51.887</b>	<b>NA</b>	<b>NA</b>
	<b>Total Public Shareholding (B)=(B)(1)+(B)(2)</b>	<b>5122</b>	<b>1594300</b>	<b>1326427</b>	<b>51.906</b>	<b>51.906</b>	<b>NA</b>	<b>NA</b>
	<b>Total (A)+(B)</b>	<b>5135</b>	<b>3071500</b>	<b>2803627</b>	<b>100.00</b>	<b>100.00</b>	<b>Nil</b>	<b>Nil</b>
<b>C</b>	<b>Shares held by custodians and against which depository receipts have been issued</b>	<b>Nil</b>	<b>Nil</b>	<b>Nil</b>	<b>Nil</b>	<b>Nil</b>	<b>NA</b>	<b>NA</b>
(1)	Promoter and Promoter Group	Nil	Nil	Nil	Nil	Nil	NA	NA
(2)	Public	Nil	Nil	Nil	Nil	Nil	NA	NA
	<b>Grand Total (A)+(B)+(C)</b>	<b>5135</b>	<b>3071500</b>	<b>2803627</b>	<b>100.00</b>	<b>100.00</b>	<b>Nil</b>	<b>Nil</b>

...4




:4:

## (D)(b) Statement showing holding of securities (including shares, warrants, convertible securities) of persons belonging to the category "Promoter and Promoter Group"

Sl. No.	Name of the Shareholder	Details of shares held		Encumbered Shares (*)			Details of Warrants		Details of Convertible Securities		Total shares (including underlying shares assuming full conversion of warrants and convertible securities) as a % of diluted share
		No. of Shares Held	As a % of Grand Total (A)+(B)+ (C)	No.	As a %	As a % of grand total (A)+(B)+(C) of sub-clause (I)(a)	No. of Warrants held	As a % of total no. of warrants of the same class	No. of convertible securities	As a % of convertible securities of the same class	
(I)	(II)	(III)	(IV)	(V)	(VI)=(V)/(III)*100	(VII)	(VIII)	(IX)	(X)	(XI)	(XII)
1	Sri Sanjay Jayavarthanavelu	216288	7.04	Nil	Nil	Nil	Nil	Nil	Nil	Nil	7.04
2	Smt D Thayarammal	25500	0.83	Nil	Nil	Nil	Nil	Nil	Nil	Nil	0.83
3	Smt J Rajyalakshmi	104400	3.40	Nil	Nil	Nil	Nil	Nil	Nil	Nil	3.40
4	Smt Nethra J S Kumar	16300	0.53	Nil	Nil	Nil	Nil	Nil	Nil	Nil	0.53
5	Smt R Uttara	24400	0.79	Nil	Nil	Nil	Nil	Nil	Nil	Nil	0.79
6	Sri R Venkatrangappan	12400	0.40	Nil	Nil	Nil	Nil	Nil	Nil	Nil	0.40
7	Sri Ravi Sam	1000	0.03	Nil	Nil	Nil	Nil	Nil	Nil	Nil	0.03
8	M/s Eshaan Enterprises Ltd	64400	2.10	Nil	Nil	Nil	Nil	Nil	Nil	Nil	2.10
9	M/s Lakshmi Electrical Drives Ltd	2100	0.07	Nil	Nil	Nil	Nil	Nil	Nil	Nil	0.07
10	M/s Titan Paints and Chemicals Ltd	150	0.00	Nil	Nil	Nil	Nil	Nil	Nil	Nil	0.00
11	M/s Lakshmi Cargo Company Ltd	480295	15.64	Nil	Nil	Nil	Nil	Nil	Nil	Nil	15.64
12	M/s Lakshmi Vignesh Security Services(P)Ltd	130672	4.25	Nil	Nil	Nil	Nil	Nil	Nil	Nil	4.25
13	M/s Lakshmi Life Sciences Limited	399295	13.00	Nil	Nil	Nil	Nil	Nil	Nil	Nil	13.00
	Total	1477200	48.09	Nil	Nil	Nil	Nil	Nil	Nil	Nil	48.09

...5




**(1)(c)(i) Statement showing holding of securities (including shares, warrants, convertible securities) of persons belonging to the category "Public" and holding more than 1% of the total number of shares**

Sl. No.	Name of the Shareholder	No. of shares held	Shares as a % of total no. of shares {i.e. Grand Total (A)+(B)+(C) indicated in statement para (I)(a) above}	Details of Warrants		Details of Convertible Securities		Total shares (including underlying shares assuming full conversion of warrants and convertible securities) as a % of diluted share capital
				No. of warrants held	As a % of total no. of warrants of the same class	No. of convertible securities held	% with respect to total no. of convertible securities of the same class	
1	M/s Hridaynath Consultancy Private Ltd	51224	1.67	Nil	Nil	Nil	Nil	1.67
2	M/s Gagandeep Credit Capital P Ltd	361740	11.78	Nil	Nil	Nil	Nil	11.78
		412964	13.45					13.45

**(1)(c)(ii) Statement showing holding of securities (including shares, warrants, convertible securities) of persons (together with PAC) belonging to the category "Public" and holding more than 5% of the total number of shares of the company**

Sl. No.	Name of the Shareholder	No. of shares held	Shares as a % of total no. of shares {i.e. Grand Total (A)+(B)+(C) indicated in statement para (I)(a) above}	Details of Warrants		Details of Convertible Securities		Total shares (including underlying shares assuming full conversion of warrants and convertible securities) as a % of diluted share capital
				No. of warrants held	As a % of total no. of warrants of the same class	No. of convertible securities held	% with respect to total no. of convertible securities of the same class	
1	Gagandeep Credit Capital P Ltd	361740	11.78	Nil	Nil	Nil	Nil	11.777
	Total	361740	11.78	Nil	Nil	Nil	Nil	11.777



## (I) (d) Statement showing details of Locked - in Shares

S.No	Name of the shareholders	No. of shares	Locked-in shares as a % of total number of shares (i.e Grand Total
			(A)+(B)+(C) indicated in Statement at Para (I)(a) above)
	Nil	Nil	Nil
	Total (A)	Nil	Nil

## (II) (a) Statement showing details of Depository Receipts (DRs)

Sr.no	Type of Outstanding DR (ADRs, GDEs, SDRs etc)	No. of Outstanding DRs	No. of shares underlying o/s DRs	Locked-in shares as a % of total number of shares (i.e Grand Total
				(A) + (B)+(C) indicated in Statement at Para (I)(a) above)
	Nil	Nil	Nil	Nil
	Total	Nil	Nil	Nil

## (II) (b) Statement showing Holding of of Depository Receipts (DRs), where underlying shares held by Promoter/promoter group are in excess of 1% of the total number of shares

Sr.no	Name of the DR Holder	Type of Outstanding DR (ADRs, GDRs, SDRs etc)	Number of shares underlying o/s DRs	Shares underlying outstanding DRs as a % of total
				number of shares (i.e Grand Total (A)+ (B)+(C) indicated in Statement at Para (I)(a) above)
	Total	Nil	Nil	Nil

For SUPER SALES INDIA LTD.

*S.K.*   
(S.K. RADHAKRISHNAN)  
Company Secretary.